Cribado de cáncer en la Unión Europea

XX Jornadas de la Red de Programas de Cribado de Cáncer

17,18 y 19 mayo

-ZARAGOZA-

Nieves Ascunce
ISPLN

Red de Programas de Cribado de Cáncer

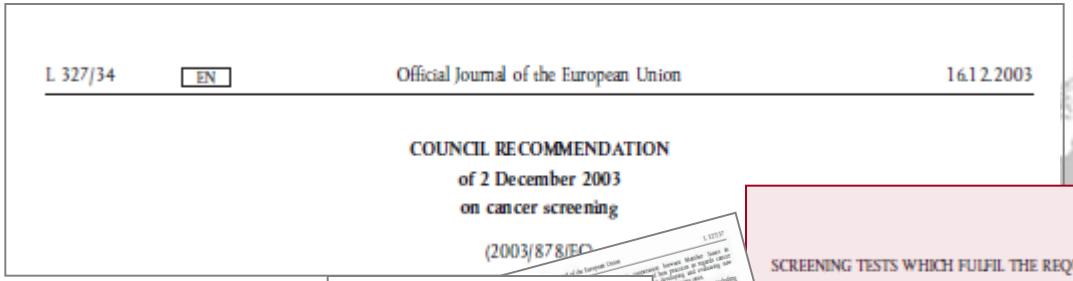

L 327/34 EN Official Journal of the European Union 16.12.2003

COUNCIL RECOMMENDATION
of 2 December 2003
on cancer screening
(2003/878/EC)

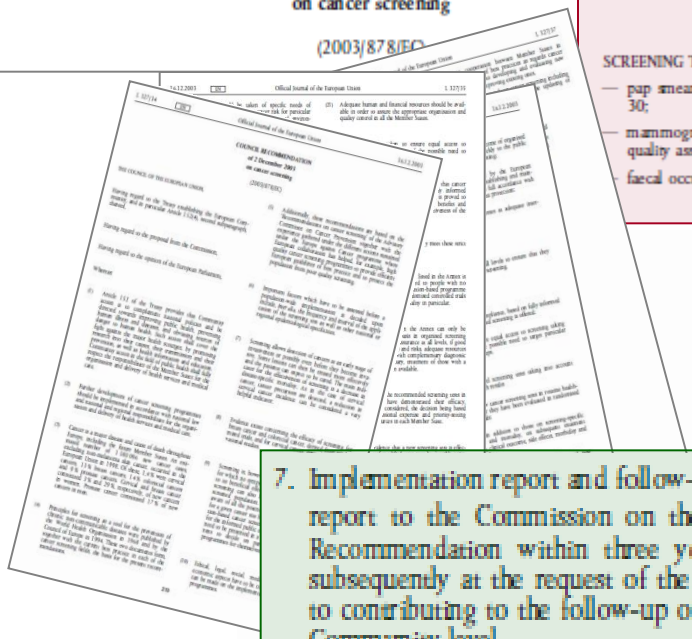

ANNEX

SCREENING TESTS WHICH FULFIL THE REQUIREMENTS OF THE RECOMMENDATION (*):

— pap smear screening for cervical cancer precursors starting not before the age of 20 and not later than the age of 30;

— mammography screening for breast cancer in women aged 50 to 69 in accordance with European guidelines on quality assurance in mammography;

— faecal occult blood screening for colorectal cancer in men and women aged 50 to 74.

7. Implementation report and follow-up

report to the Commission on the implementation of this Recommendation within three years of its adoption and subsequently at the request of the Commission with a view to contributing to the follow-up of this Recommendation at Community level.

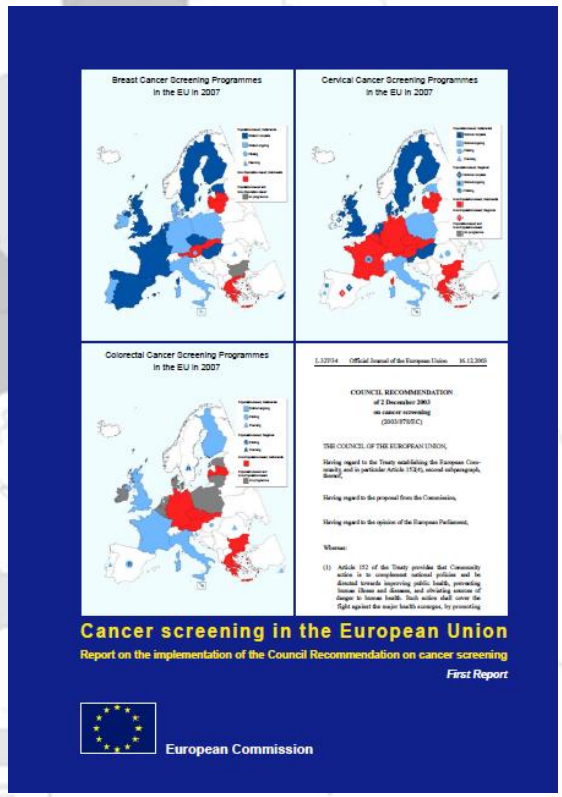

2007

Cancer screening in the Europe Union

Progress in implementing the Council recommendation on cancer screening

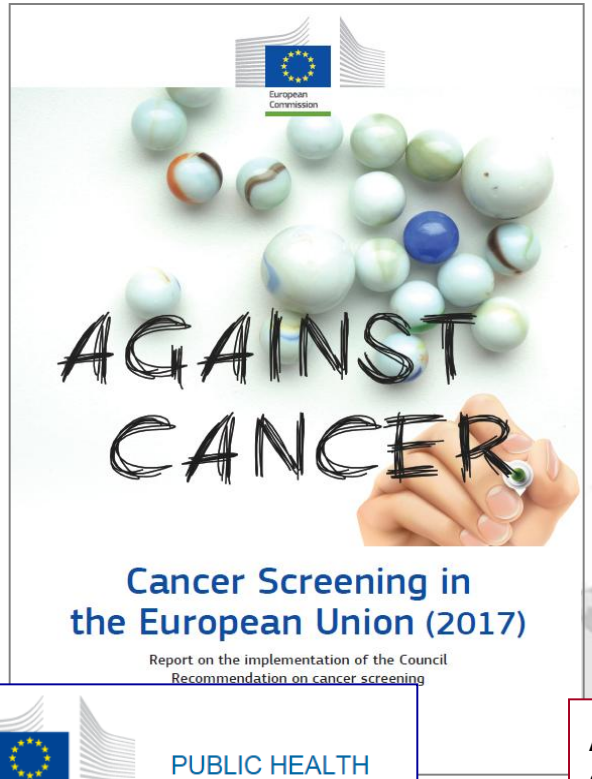

2015

- **Financiado por EU (EPAAC)**
- **Coordinado por IARC** en colaboración con
  - CPO de Turín
  - Registro de Cáncer de Finlandia

Authors
Scientific Committee
Data Providers

Aspectos organizativos

Indicadores cuantitativos



Cuestionarios

Programme and policy
Data collection and analysis
Quality control & reporting
Invitation, type of test and screening interval
Further assessment
Follow-up
Monetary costs, cost effectiveness and equity
Quality of life and ethical issues

Datos

Target Population
Screening invitations
Screening tests
Further assessment
Outcome

AGAINST CANCER

Table 2.1. Status of data collection from the different countries for the second report						
Member states	Response to call for data on screening programmes					
	BREAST		CERVIX		COLORECTUM	
	Questionnaire	Data Tables	Questionnaire	Data Tables	Questionnaire	Data Tables
Austria	✓	✓	✓	✓**	✓	x
Belgium	✓	✓	✓	✓	✓	✓
Bulgaria	✓	x	x	x	x	x
Croatia	✓	✓	✓	✓	✓	✓
Cyprus	✓	✓	✓	✓*	✓	x
Czech Republic	✓	✓	✓	✓	✓	✓
Denmark	✓	✓	✓	✓	✓	✓*
Estonia	✓	✓	✓	✓	✓	x
Finland	✓	✓	✓	✓	✓	✓
France	✓	✓	✓	✓	✓	✓
Germany	✓	✓	✓	x	✓	x
Greece	x	x	x	x	x	x
Hungary	✓	✓	✓	✓	✓	✓
Ireland	✓	✓	✓	✓	✓	✓
Italy	✓	✓	✓	✓	✓	✓
Latvia	✓	✓	✓	✓	✓	✓
Lithuania	✓	✓	✓	✓	✓	✓
Luxembourg	✓	✓	✓	x	✓	x
Malta	✓	✓	✓	x	✓	✓
Netherlands	✓	✓	✓	✓	✓	✓
Poland	✓	✓	✓	✓	✓	✓
Portugal	✓	✓	✓	✓	✓	✓
Romania	✓	✓	✓	✓**	✓	x
Slovak Republic	✓	✓*	✓	x	✓	✓*
Slovenia	✓	✓	✓	✓	✓	✓
Spain	✓	✓	✓	x	✓	✓
Sweden	✓	✓	✓	✓	✓	✓
United Kingdom	✓	✓	✓	✓	✓	✓

*Data-tables contained only the number of eligible population by age groups.

**Data-tables contained only the numbers of individuals screened by age-groups.

Se consiguió información sobre aspectos organizativos de todos los países

MAMA (2016)

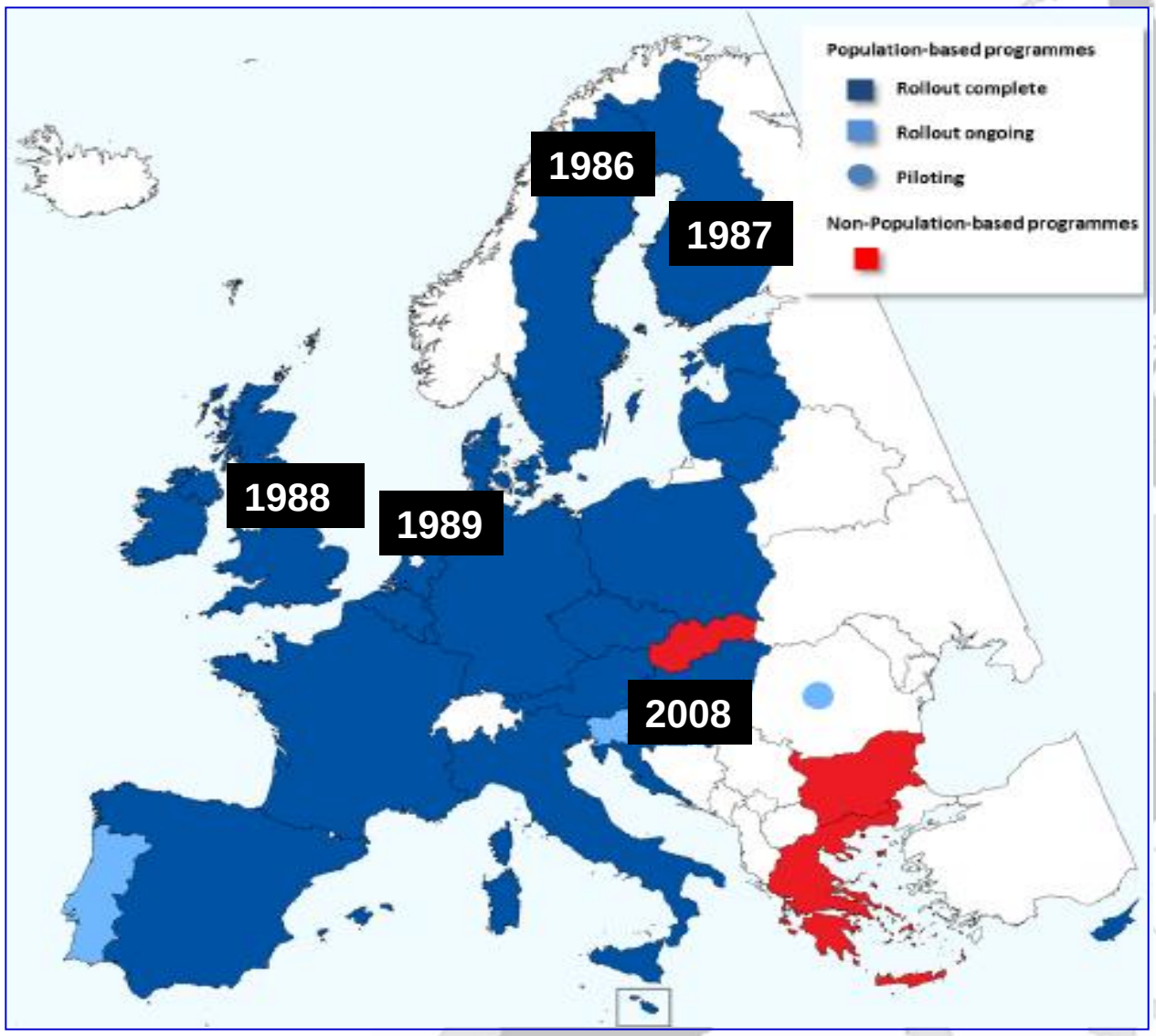

67.480.000

Base Poblacional
(completo o extendiendo)

63.927.000

94,7%

AGAINST CANCER

	Is there a population based programme?	Year of program initiation	Target age (years)	Screening interval (years)	Does the invitation include a pre-fixed appointment?	What proportion of screening tests are performed with digital mammogram?	Is informed consent necessary?
Austria	✓	2014	45-69	2	×	100%	×
Belgium	✓	2001	50 – 69	2	✓	Flanders 99%; Wallon 60%	✓
Bulgaria	×	NA	50-69	NA	×	NA	✓
Croatia	✓	2006	50 – 69	2	✓	NA	×
Cyprus	✓	2003	50 – 69	2	×	100%	×
Czech Republic	✓	2002	45 & above	2	×	100%	✓
Denmark	✓	2008	50 – 69	2	✓	100%	×
Estonia	✓	2003	50 - 64	2	×	100%	×
Finland	✓	1987	50 – 69	2	✓	100%	×
France	✓	2004	50 - 74	2	×	97%	×
Germany	✓	2005	50 – 69	2	✓	100%	×
Greece	×	NA	40 & above	2 (40-49 yr) 1 (50+ yrs)		NA	
Hungary	✓	2001	45 – 64	2	✓	60%	✓
Ireland	✓	2000	50 – 69	2	✓	100%	✓
Italy	✓	1990	45 – 74*	1 (45-49 yrs) 2 (50-74 yrs)	✓	80%	✓
Latvia	✓	2009	50 – 69	2	×	98%	×
Lithuania	✓	2005	50 – 69	2	×	51%	✓
Luxembourg	✓	1992	50 – 69	2	×	100%	×
Malta	✓	2010	50 – 69	3	✓	100%	×
Netherlands	✓	1989	50 – 75	2	✓	100%	✓
Poland	✓	2006	50 – 69	2	×	75%	✓
Portugal	✓	1990	45 – 74*	2	×	100%	✓
Romania	✓	2015	50-69	NA	✓	75%	✓
Slovak Republic	×	NA	NA	NA	×	NA	×
Slovenia	✓	2008	50 – 69	2	✓	100%	✓
Spain	✓	1990	50 – 69*	2	✓	95%	×
Sweden	✓	1989	40 – 74	2	✓	100%	×
United Kingdom	✓	1988	50 – 70	3	✓	100%	×**

Figure 4.1. Breast cancer screening programmes in the EU: examination coverage for the 50-69 years age range (table 4.1)*



	Europa			España
	Rererence	Mean	Range	
Invitation coverage (%)		78,9	21 - 100+(UK y varios)	84,7
Examination coverage (%)		49,2	17 - 84 (UK)	59,7
Participation (%)	70-75	60,2	6,2 - 83,5 (Denmark)	70,4
Further assessment (%)	<5 (IS) - <3 (SS)	5,2 10,2 (IS) - 4,4 (SS)	1,6 - 11,8	4,5 10,4(IS) 3,2 (SS)
Detection rate (‰)		6,2 7,2 (IS) 5,6 (SS)	2,3 - 10,1	4,5 5,25 (IS) 5,6 (SS)
CIS/total cancer (%)	10-20	16,3	1,2 - 20,9	13,4
PPV FA to detect cancer (%)		12,2	4,4 - 27,9	9,3

AGAINST CANCER

COLORRECTAL (2016)



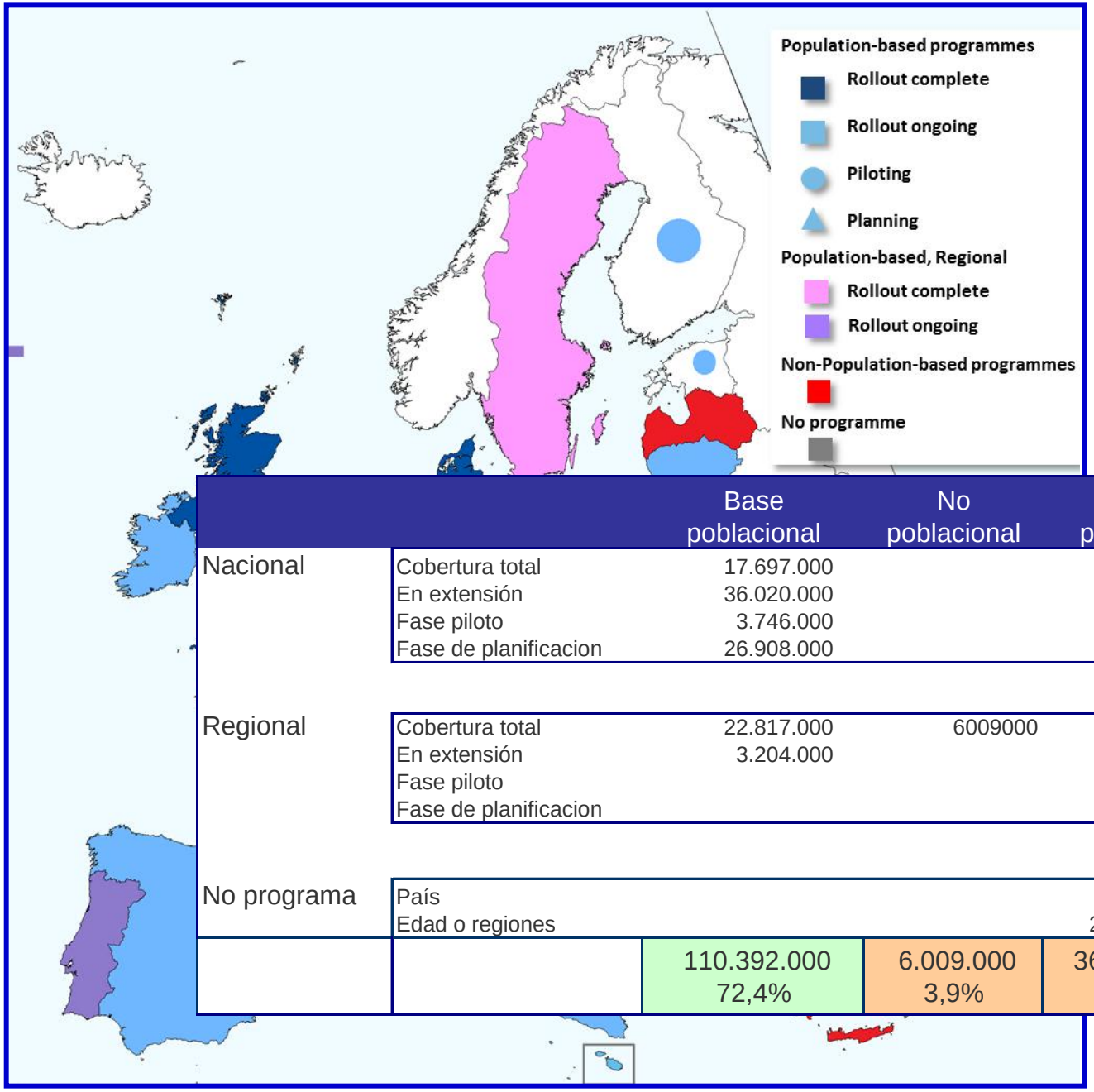

		Base poblacional	No poblacional	No programa	TOTAL
Nacional	Cobertura total	17.697.000			
	En extensión	36.020.000			84.371.000
	Fase piloto	3.746.000			55%
	Fase de planificacion	26.908.000			
Regional	Cobertura total	22.817.000	6009000		
	En extensión	3.204.000			32.030.000
	Fase piloto				21%
	Fase de planificacion				
No programa	País			9.509.000	36.075.000
	Edad o regiones			26.566.000	24%
		110.392.000 72,4%	6.009.000 3,9%	36.075.000 23,7%	

AGAINST CANCER

	Is there a population based programme?	Screening test	Target age (years)	Screening interval	Are the kits mailed to individuals?	Is informed consent necessary?
Austria	✓		40-80 FIT 50+TC	1(FIT) 6(TC)	✓	×
Belgium	✓		50/55-74	2(FIT) 10(TC)	✓	✓
Bulgaria	×					
Croatia	✓		50-74	2	✓	✓
Cyprus	✓		50-69	2	×	✓
Czech Republic	✓		50+ FIT 55+ TC	1(FIT,50-54) 2 (FIT 55+) 10(TC)	×	✓
Denmark	✓		50-74	2	✓	×
Estonia	Planificando			2		
Finland	✓		60-69	2	✓	×
France	✓		50-74	2	×	×
Germany	×					
Greece	×					
Hungary	✓		50-70	2	✓	✓
Ireland	✓		60-69	2	×	×
Italy	✓		50-69	2	×	✓
Latvia	×					
Lithuania	✓		50-74	2	×	✓
Luxembourg	Planificando					×
Malta	✓		55-56	2	✓	×
Netherlands	✓		55-75	2	✓	✓
Poland	✓		55-64	10	✓	✓
Portugal	✓		50-70	2	✓	✓
Romania	×					
Slovak Republic	×					
Slovenia	✓		50-74	2	✓	✓
Spain	✓		50-69	2	✓	×
Sweden	✓		60-69	2	✓	×
United Kingdom	✓		50/60-74	2	✓	×

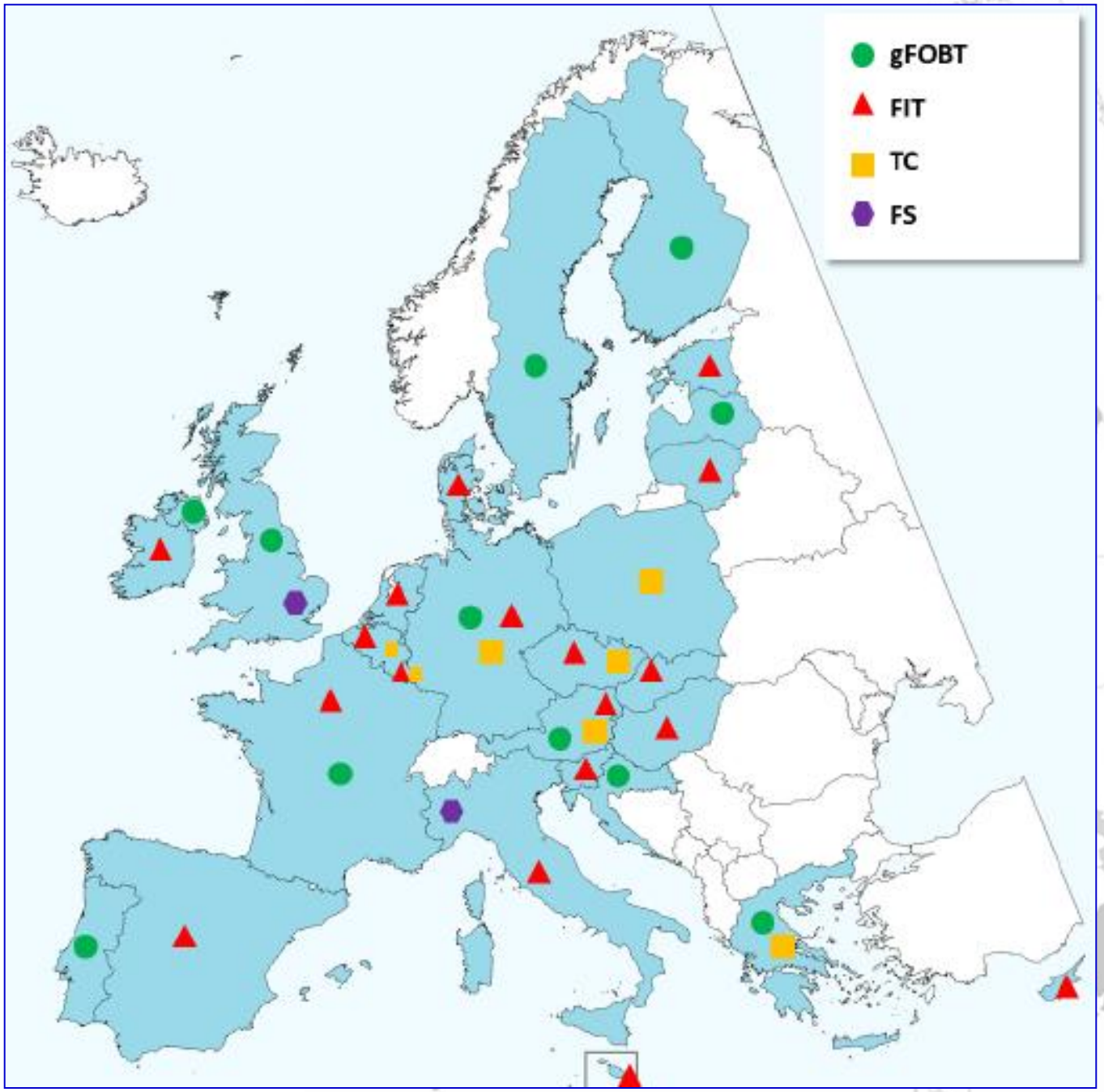

Population-based, Nationwide

Rollout complete

Rollout ongoing

Piloting

Planning

Non-Population-based, Nationwide

Population-based and Non-Population-based

No programme

	Is there a population based programme?	Screening test	Target age (years)	Screening interval	Are the kits mailed to individuals?	Is informed consent necessary?
Austria	✓		40-80 FIT 50+TC	1(FIT) 6(TC)	✓	×
Belgium	✓		50/55-74	2(FIT) 10(TC)	✓	✓
Bulgaria	×					
Croatia	✓		50-74	2	✓	✓
Cyprus	✓		50-69	2	×	✓
Czech Republic	✓		50+ FIT 55+ TC	1(FIT,50-54) 2 (FIT 55+) 10(TC)	×	✓
Denmark	✓		50-74	2	✓	×
Estonia	Planificando			2		
Finland	✓		60-69	2	✓	×
France	✓		50-74	2	×	×
Germany	×					
Greece	×					
Hungary	✓		50-70	2	✓	✓
Ireland	✓		60-69	2	×	×
Italy	✓		50-69	2	×	✓
Latvia	×					
Lithuania	✓		50-74	2	×	✓
Luxembourg	Planificando					×
Malta	✓		55-56	2	✓	×
Netherlands	✓		55-75	2	✓	✓
Poland	✓		55-64	10	✓	✓
Portugal	✓		50-70	2	✓	✓
Romania	×					
Slovak Republic	×					
Slovenia	✓		50-74	2	✓	✓
Spain	✓		50-69	2	✓	×
Sweden	✓		60-69	2	✓	×
United Kingdom	✓		50/60-74	2	✓	×

Population-based, Nationwide

Rollout complete

Rollout ongoing

Piloting

Planning

Non-Population-based, Nationwide

Population-based and Non-Population-based

No programme

AGAINST CANCER

Figure 4.3. Colorectal cancer screening programmes in the EU (women and men, any test): examination coverage by programme specific age-range (table 4.14)*

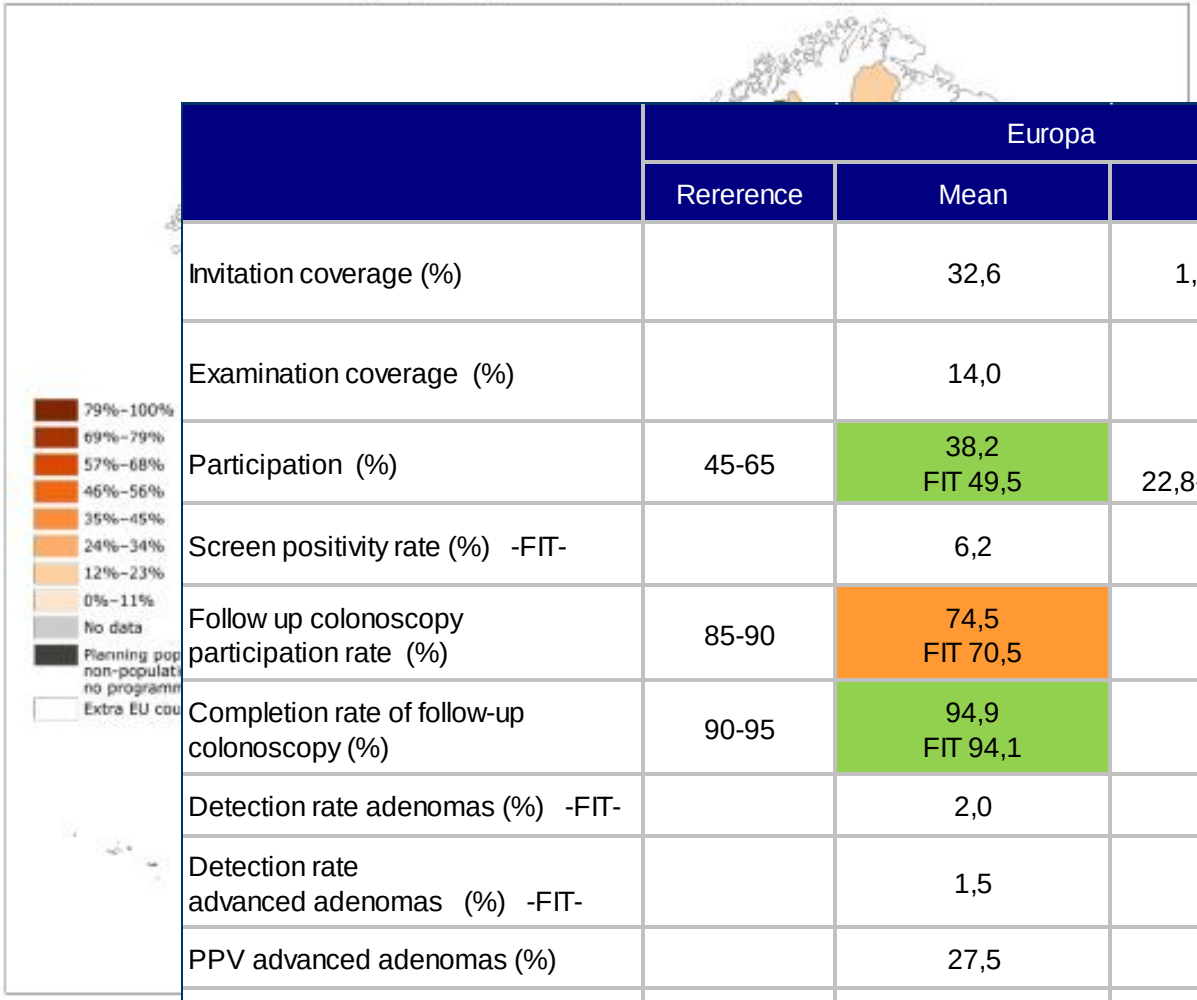

	Europa			España
	Rererence	Mean	Range	
Invitation coverage (%)		32,6	1,6 - 100+ (varios)	14 (30 p. iniciados)
Examination coverage (%)		14,0	0,5 - 64 (UKr.)	7 (15 p. iniciados)
Participation (%)	45-65	38,2 FIT 49,5	FIT 22,8-71,3 (Netherlands)	49,5 50(H) 54 (M)
Screen positivity rate (%) -FIT-		6,2	3,3-9,8	6,7
Follow up colonoscopy participation rate (%)	85-90	74,5 FIT 70,5	FIT 36,3-92,2	90,7
Completion rate of follow-up colonoscopy (%)	90-95	94,9 FIT 94,1	FIT 92,4-98,8	92,8
Detection rate adenomas (%) -FIT-		2,0	1,1-3,3	3,3
Detection rate advanced adenomas (%) -FIT-		1,5	0,7-2,7	2,3
PPV advanced adenomas (%)		27,5	18,2-41,1	37,8
Detection rate CCR -FIT- (‰)		2,0	1,18-4,93	3,0
PPV CCR (%)		4,4	3,0-7,8	4,9

Edades incluidas en programa. 2013

CERVIX (2016)

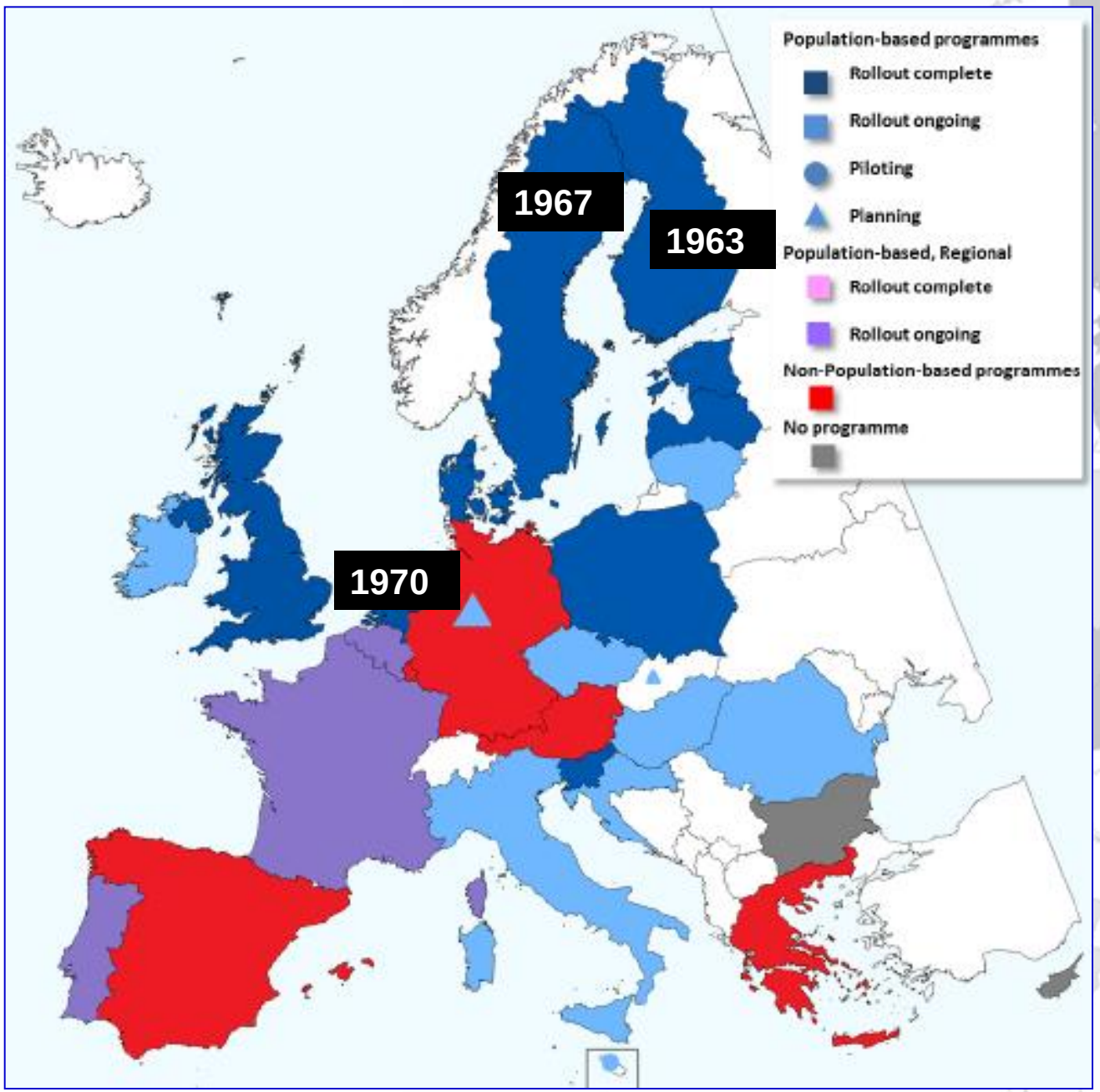

106.527.000

Base Poblacional
(completo o extendiendo)

77.012.000

72,3%

AGAINST CANCER

	Is there a population based programme?	Women invited	Target age (years)	HPV	Screening interval
Austria	oportunista		18 & above		1
Belgium	✓	No opportunistic	25 – 64		3
Bulgaria	×				
Croatia	✓	No opportunistic	25 - 64		3
Cyprus	×				
Czech Republic	✓	No opportunistic	15 & above		1
Denmark	✓	No opportunistic	23 - 59 (HPV test: 60-65)	✓	3 (HPV test: 5)
Estonia	✓	all invited	30 - 59		5
Finland	✓	all invited	30 - 64 (Cyt or HPV)	✓	5
France	✓	No opportunistic	25 - 64		3
Germany	planificando		20 & above		1
Greece	oportunista		Sexual onset		
Hungary	✓	all invited	25 - 65		3
Ireland	✓	substancially all invited	25 - 60		3(25-44) 5(45-60)
Italy	✓	substancially all invited	25 - 64	✓	3
Latvia	✓	No opportunistic	25 – 69		3
Lithuania	✓	all invited	25 - 59		3
Luxembourg	×		18 & above		1
Malta	✓		23-35		3
Netherlands	✓	all invited	30 - 64		5
Poland	✓	all invited	25 - 29 (Co-test: 30-59)	✓	3
Portugal	✓	all invited	20 - 59 (Azores: 25-64)	✓	3
Romania	✓	all invited	25 - 64	✓	5
Slovak Republic	planificando		23 - 64		Yrly x 2; then 3 yrly
Slovenia	✓	No opportunistic	20 - 64		Yrly x 2; then 3 yrly
Spain	oportunista		25-64		3
Sweden	✓	No opportunistic	23-60	✓	3(23-50) 5(51-60)
United Kingdom	✓		25-64		3(25-49) 5(50-64)

Figure 4.2. Cervical cancer screening programmes in the EU: examination coverage by programme specific age-range (table 4.9, all ages)*

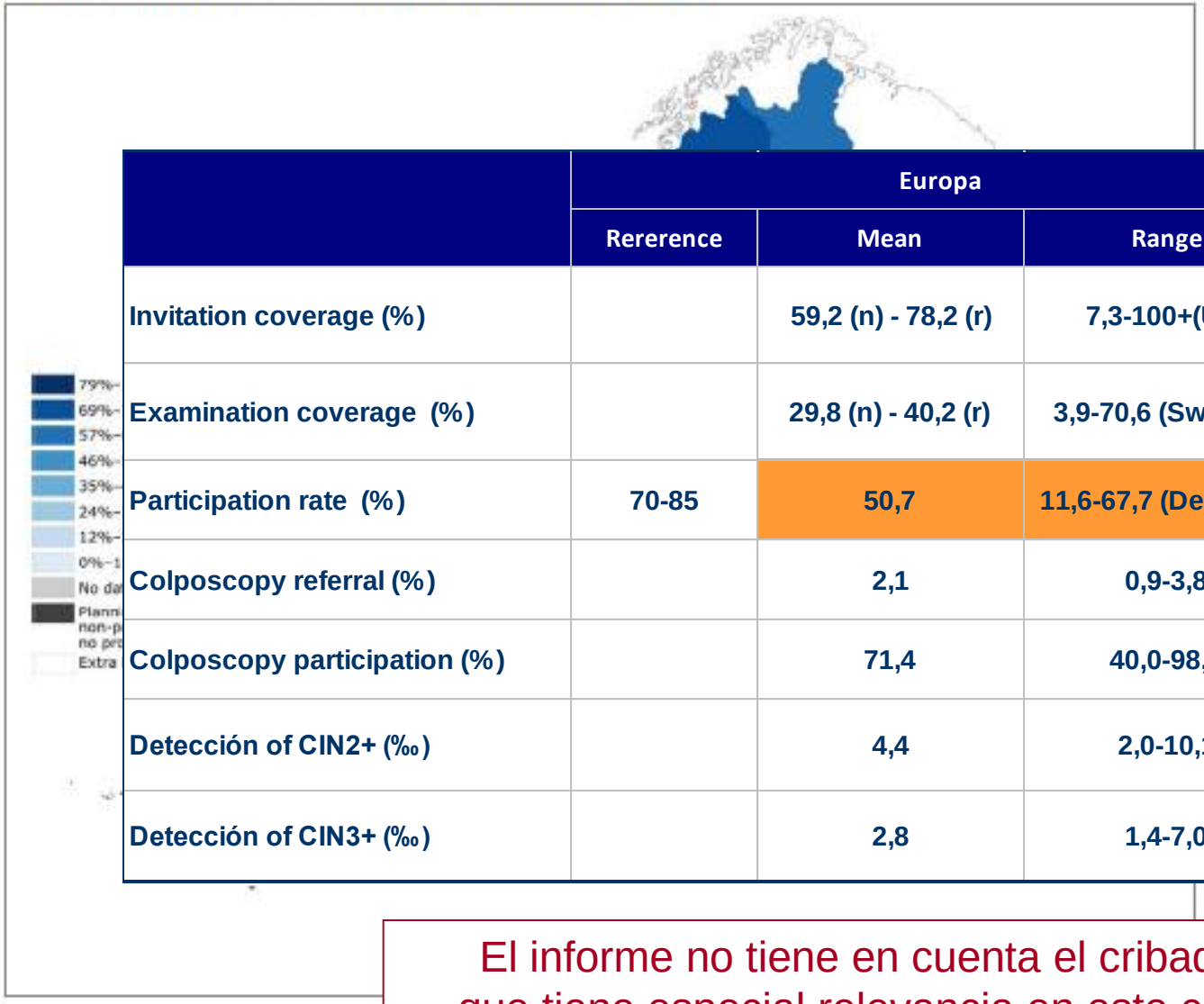

	Europa			España
	Rererence	Mean	Range	
Invitation coverage (%)		59,2 (n) - 78,2 (r)	7,3-100+(UK)	
Examination coverage (%)		29,8 (n) - 40,2 (r)	3,9-70,6 (Sweden)	
Participation rate (%)	70-85	50,7	11,6-67,7 (Denmark)	
Colposcopy referral (%)		2,1	0,9-3,8	
Colposcopy participation (%)		71,4	40,0-98,8	
Detección of CIN2+ (‰)		4,4	2,0-10,1	
Detección of CIN3+ (‰)		2,8	1,4-7,0	

El informe no tiene en cuenta el cribado oportunista, lo que tiene especial relevancia en este cribado ya que en muchos países se utilizan protocolos que lo integra.

AGAINST CANCER

- **Se han puesto en marcha un gran nº de programas poblacionales. La mayoría de la población objetivo está incluida en este tipo de programas.**
- **El mayor progreso se ha producido en la implantación de programas de cribado de CCR**
- **Se observan grandes diferencias en el grado de implantación de programas entre países. Se identifican dificultades para completar coberturas→ desigualdades**
- **Existen diferencias significativas entre países/regiones en los protocolos adoptados (Población objetivo y Test de cribado)**



- La evaluación de indicadores de proceso y resultados debe ser una actividad obligada a fin de garantizar la calidad del servicio No se debe implantar un programa sin incluir un buen sistema de información que permita su **evaluación continua**
- Los protocolos adoptados y la organización de sus sistemas de información difieren mucho entre los países lo que dificulta enormemente la **comparabilidad de datos**
- Excesiva variabilidad e inconsistencias en indicadores, al menos en parte explicada por diferentes sistemas de recogida de información→ Es necesario mejorar la **calidad de la información** de los programas

- ✓ **Estandarizacion de definiciones**
- ✓ **Desarrollar y adoptar nuevas referencias**
- ✓ **Inter-relacion con registros de cancer poblacionales**

- **Actualizar periódicamente este informe (1/3 años)**

Aspectos organizativos

Indicadores cuantitativos

- **Incluir esta información en EUROSTAT-EHIS (European Health Interview Survey, encuestas de salud nacionales etc→ permitiría conocer mejor la actividad de cribado tanto en el marco de p. organizados como la que se realiza fuera de ellos**

- **Actualizar la recomendación del 2003**

XX Jornadas de la Red de Programas de Cribado de Cáncer

17,18 y 19 mayo

-ZARAGOZA-

Red de Programas de Cribado de Cáncer